

212cm Inbouvvriezer 60cm breed, ijsblokjesmaker Heritage Series



RFZ60S5FPNS

Bertazzoni built-in freezer columns are meticulously crafted with the highest quality materials and components, showcasing a commitment to superior design and engineering. These freezers seamlessly integrate with other Bertazzoni appliances, creating a cohesive and high-performing kitchen environment.

With a generous 352L capacity, the internal configuration is thoughtfully designed for maximum flexibility. The refrigerator features 4 drawers, along with 3 height-adjustable shelves and 1 fixed shelf. This versatile layout ensures efficient use of space to accommodate various storage needs.

Interior LED lighting is strategically placed on both the top and sides, providing brilliant illumination while minimizing energy consumption. The intuitive LED touch display enhances user experience, allowing for easy temperature adjustments and activation of functions such as "Super Freeze" and "Vacation Mode." For those seeking a sleek aesthetic, a Stainless Steel Panel Kit is available to seamlessly blend the freezer columns into the overall kitchen design.

Using one of the 3 available handle kits in Professional, Master and Heritage Series style, this refrigerator integrates seamlessly with all other Bertazzoni appliances into style-harmonized suites for a true, high-performing kitchen.

Door panels and handle kits are sold separately.

[Guarda online](#)

Specificaties

Eigenschappen

Koelkasten

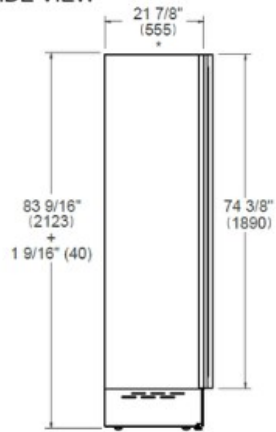
Afmeting	60 cm
Interface	internal digital LED touch interface
Programma opties	Super Freeze, Ice Maker, Water Filter Replacement Alarm, Eco Mode, Vacation Mode, Sabbath Mode
Verlichting	LED lights on sides and top
Open deur alarm	ja
Afwerking deur	Panel ready or Stainless steel
Interior finish	stainless steel back wall
Deurvakken	3 height-adjustable bins
Capaciteit vriezer	352 L
Vrieslade	4
Automatic ice maker	ja
Ice production capacity	1,8kg/24h
Water filter	internal
Water supply pressure	MIN 0.17 MPa (1.7 bar, 25 PSI) MAX 0.55 MPa (5.5 bar, 80 PSI)
Geluidsniveau	39 (dB)
Certificering	CB, CE

Technische specificaties

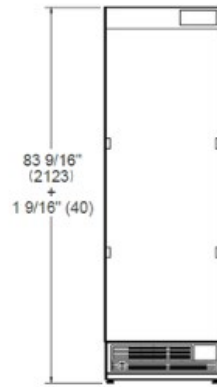
Energie klasse	E
Aansluitwaarden	220/240 V - 50/60 Hz - 160 W - 2 Amp
Power connection	SCHUKO with 2,3 meters power cord
Annual energy consumption (kWh)	287.0 kWh/yr

Afmetingen

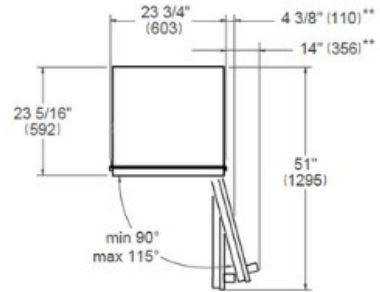
SIDE VIEW



FRONT VIEW



TOP VIEW



* Depth without door
** Maximum Overall Handle Dimension,
3/4" (19) door panel thickness